



Kirsta Koennecke
Scurry County Treasurer
1806 25th Street, Suite 205
Snyder, TX 79549
Phone: 325-573-5382
Fax: 325-515-7575
Kirsta.koennecke@co.scurry.tx.us

Date: November 15, 2022

To: Scurry County Commissioners Court

From: Kirsta Koennecke

Re: Scurry County Monthly Treasurer Report – October 2022

Pursuant to LGC 114.026 I, Kirsta Koennecke, Scurry County Treasurer do hereby submit The Treasurers' Monthly Report. This report includes, but is not limited to, money received and disbursed; debts due to (if known) and owed by the county; and all other proceedings in the treasurer's office that pertain to the Financial Standing of Scurry County. The Treasurer's Books and the Auditor's General Ledger agree. The Bank Statements have been reconciled; any adjustments have been noted including any amount that has been identified as irreconcilable. Irreconcilable differences will be noted and carried in transit until such time as they have been identified and reconciled on the individual bank statements.

Therefore, Kirsta Koennecke, County Treasurer of Scurry County, Texas, who being fully sworn, upon oath says that the within and foregoing report is true and correct to the best of her knowledge.

Filed with accompanying vouchers this, the 15th day of November 2022.

Kirsta Koennecke, Treasurer, Scurry County

Commissioners' Court having reviewed the Treasurer's Report, on this date, as presented, having taken reasonable steps to ensure its accuracy and based upon presentations of the Treasurer's Office approve the report, subject to the County Auditor's review and request that it be filed with the official minutes of this meeting. {LGC 114.026(c)}

In addition, the below signatures affirm that the Treasurer's Report complies with the statutes as referenced. {LGC 114.026(d)} **\$11,932,448.37 Month Ending Balance**

County Judge, Dan Hicks

Commissioner Pct. #1, Terry Williams

Commissioner Pct. #2, Doug Scott

Commissioner Pct. #3, Shawn McCowen

Commissioner Pct. #4, Jeff Mitchell

FUND: Exclude: 99

DATES: 10/01/2022-10/31/2022

ACCT: ALL

TYPE: ALL CASH

ACCOUNT NO#	CHECKS	DEPOSITS	SVC CHARGE	INTEREST	MISC.	NET CHANGE	BALANCE
49 -101-0012	0.00	0.00	0.00	8,968.26	0.00	8,968.26	3,275,235.37
50 -101-0000	0.00	0.00	0.00	0.00	0.00	0.00	0.00
61 -101-0000	0.00	0.00	0.00	0.00	0.00	0.00	86,103.23
61 -101-0001	0.00	0.00	0.00	1.23	0.00	1.23	453.12
61 -101-0005	0.00	0.00	0.00	0.00	0.00	0.00	0.00
61 -101-0012	0.00	0.00	0.00	938.85	0.00	938.85	342,873.89
68 -101-0001	0.00	0.00	0.00	0.00	0.00	0.00	0.00
70 -101-0000	0.00	0.00	0.00	0.00	0.00	0.00	44.36
70 -101-0003	0.00	0.00	0.00	0.00	0.00	0.00	0.00
71 -101-0001	0.00	0.00	0.00	0.00	0.00	0.00	0.00
71 -101-0002	0.00	0.00	0.00	0.00	0.00	0.00	0.00
71 -101-0003	0.00	0.00	0.00	0.00	0.00	0.00	0.00
79 -101-0002	0.00	0.00	0.00	0.00	0.00	0.00	0.00
80 -101-0000	0.00	29,948.05	0.00	0.00	26,594.40CR	3,353.65	221,227.73
81 -101-0000	0.00	0.00	0.00	0.00	7,008.49CR	7,008.49CR	1,235.86CR
81 -101-0001	0.00	0.00	0.00	283.12	0.00	283.12	113,923.04
82 -101-0003	0.00	95.00	0.00	0.00	0.00	95.00	1,296.69
83 -101-0000	0.00	3,265.99	0.00	0.00	33,384.13CR	30,118.14CR	838,593.26
83 -101-0012	0.00	0.00	0.00	1,066.48	0.00	1,066.48	389,477.43
85 -101-0000	0.00	169,365.17	0.00	0.00	181,392.50CR	12,027.33CR	1,416,287.13
85 -101-0012	0.00	31,868.03CR	0.00	1,364.52	0.00	30,503.51CR	494,320.07
95 -101-0000	0.00	0.00	0.00	0.00	0.00	0.00	0.00
** TOTALS **	270,787.33CR	2,117,144.79	0.00	24,000.12	2,455,499.95CR	585,142.37CR	11,932,448.37

----- AVERAGE DAILY BALANCES -----

ACCOUNT	AVERAGE BALANCE
10 101-0000	1,149,794.28CR
10 101-0001	162,113.66
10 101-0005	0.00
10 101-0011	1,041,498.58
10 101-0012	157,180.03
10 101-0013	1,516,361.84
11 101-0003	887.32
12 101-0003	345,986.53
13 101-0003	10,983.39
14 101-0002	0.00
14 101-0003	26,683.57
15 101-0000	565,702.41
15 101-0001	44,823.65
15 101-0005	0.00
15 101-0012	1,394,786.31
16 101-0000	25,090.68
18 101-0002	0.00
18 101-0003	8,217.20
19 101-0000	0.00
19 101-0001	0.61
20 101-0002	0.00
20 101-0003	0.00
21 101-0000	15,715.09CR
22 101-0002	0.00

FUND: Exclude: 99

DATES: 10/01/2022-10/31/2022

ACCT: ALL

TYPE: ALL CASH

----- AVERAGE DAILY BALANCES -----

ACCOUNT	AVERAGE BALANCE
22 101-0003	5,657.00
23 101-0002	0.00
23 101-0003	38,099.65
24 101-0000	128,294.99CR
25 101-0000	9,080.56
26 101-0000	38,337.66
27 101-0000	641,027.57
28 101-0000	29,722.22
29 101-0000	134,896.54
30 101-0000	8,400.17
33 101-0000	200.48
34 101-0000	0.00
35 101-0000	1,453.51
37 101-0000	58,626.39
38 101-0000	31,517.79
38 101-0001	10,633.09
38 101-0012	0.00
40 101-0000	10,966.37
41 101-0000	0.00
42 101-0000	5,748.11
43 101-0000	11,071.84
44 101-0000	2,338.00
45 101-0000	122,408.68
48 101-0000	0.00
49 101-0000	5,000.00CR
49 101-0012	3,266,556.41
50 101-0000	0.00
61 101-0000	86,103.23
61 101-0001	451.93
61 101-0005	0.00
61 101-0012	341,965.33
68 101-0001	0.00
70 101-0000	44.36
70 101-0003	0.00
71 101-0001	0.00
71 101-0002	0.00
71 101-0003	0.00
79 101-0002	0.00
80 101-0000	228,623.26
81 101-0000	2,381.43
81 101-0001	113,649.05
82 101-0003	1,238.87
83 101-0000	857,862.63
83 101-0012	388,445.35
85 101-0000	1,466,123.53
85 101-0012	497,111.57
95 101-0000	0.00

DATES: 10/01/2022-10/31/2022

		BEGINNING	TOTAL	TOTAL	ENDING	AVERAGE
		BALANCE	DEBITS	CREDITS	BALANCE	DAILY
						BALANCE
GENERAL FUND						
10 -101-0000	CASH-GEN	996,721.86CR	630,345.48	1,065,453.67CR	1,431,830.05CR	1,149,794.28CR
10 -101-0001	TEXPOOL-GENERAL	162,100.63	403.85	0.00	162,504.48	162,113.66
10 -101-0005	WTSB CD # 22419	0.00	0.00	0.00	0.00	0.00
10 -101-0011	FICA INVESTMENT	1,041,420.79	2,411.54	0.00	1,043,832.33	1,041,498.58
10 -101-0012	TXCLASS-GENERAL	157,166.11	431.55	0.00	157,597.66	157,180.03
10 -101-0013	TXCLASS EMERGENC	1,516,227.54	4,163.17	0.00	1,520,390.71	1,516,361.84
	FUND 10 TOTAL	1,880,193.21	637,755.59	1,065,453.67CR	1,452,495.13	1,727,359.83
JP P1 CREDIT CARDS						
11 -101-0003	JP P1 CREDIT CAR	1,284.00	3,472.70	3,704.20CR	1,052.50	887.32
	FUND 11 TOTAL	1,284.00	3,472.70	3,704.20CR	1,052.50	887.32
SR CENTER MEMORIAL						
12 -101-0003	CASH SR. CENTER	346,106.32	1,672.73	842.76CR	346,936.29	345,986.53
	FUND 12 TOTAL	346,106.32	1,672.73	842.76CR	346,936.29	345,986.53
FRIENDS OF SCYC						
13 -101-0003	SCYC CASH	9,537.23	1,780.92	0.00	11,318.15	10,983.39
	FUND 13 TOTAL	9,537.23	1,780.92	0.00	11,318.15	10,983.39
PAYROLL FUND						
14 -101-0002	CASH	0.00	0.00	0.00	0.00	0.00
14 -101-0003	PAYROLL-WTSB	588.87CR	1,062,135.05	1,062,084.58CR	538.40CR	26,683.57
	FUND 14 TOTAL	588.87CR	1,062,135.05	1,062,084.58CR	538.40CR	26,683.57
ROAD AND BRIDGE FUND						
15 -101-0000	CASH-R&B	534,437.73	218,858.49	276,620.35CR	476,675.87	565,702.41
15 -101-0001	TEXPOOL-R&B	44,820.05	111.70	0.00	44,931.75	44,823.65
15 -101-0005	WTSB CD # 22420	0.00	0.00	0.00	0.00	0.00
15 -101-0012	TXCLASS-ROAD&BRI	1,394,662.78	3,829.36	0.00	1,398,492.14	1,394,786.31
	FUND 15 TOTAL	1,973,920.56	222,799.55	276,620.35CR	1,920,099.76	2,005,312.37
BD OF CO DEVELOPMENT						
16 -101-0000	CASH-BCD	25,090.68	0.00	0.00	25,090.68	25,090.68
	FUND 16 TOTAL	25,090.68	0.00	0.00	25,090.68	25,090.68

		BEGINNING	TOTAL	TOTAL	ENDING	AVERAGE
		BALANCE	DEBITS	CREDITS	BALANCE	DAILY
						BALANCE
ABANDONED VEHICLE FUND						
18 -101-0002	CASH-ABAN VEH	0.00	0.00	0.00	0.00	0.00
18 -101-0003	ABAN VEHICLE-WTS	8,216.44	23.52	0.00	8,239.96	8,217.20
FUND 18	TOTAL	8,216.44	23.52	0.00	8,239.96	8,217.20
SENIOR CENTER						
19 -101-0000	CASH SENIOR CENT	0.00	0.00	0.00	0.00	0.00
19 -101-0001	TEXPOOL SR CENTE	0.61	0.00	0.00	0.61	0.61
FUND 19	TOTAL	0.61	0.00	0.00	0.61	0.61
HEALTH UNIT FUND						
20 -101-0002	CASH-HU	0.00	0.00	0.00	0.00	0.00
20 -101-0003	HU-WTSB	0.00	0.00	0.00	0.00	0.00
FUND 20	TOTAL	0.00	0.00	0.00	0.00	0.00
JUVENILE PROBATION FUND						
21 -101-0000	CASH-JPROB	12,540.48CR	0.00	5,789.00CR	18,329.48CR	15,715.09CR
FUND 21	TOTAL	12,540.48CR	0.00	5,789.00CR	18,329.48CR	15,715.09CR
JUVENILE PROB FEES FUND						
22 -101-0002	CASH	0.00	0.00	0.00	0.00	0.00
22 -101-0003	JUV PROB FEES-WT	5,787.83	71.54	363.16CR	5,496.21	5,657.00
FUND 22	TOTAL	5,787.83	71.54	363.16CR	5,496.21	5,657.00
LIBRARY DONATIONS FUND						
23 -101-0002	CASH	0.00	0.00	0.00	0.00	0.00
23 -101-0003	LIB DONATIONS-WT	36,953.68	2,109.91	38.98CR	39,024.61	38,099.65
FUND 23	TOTAL	36,953.68	2,109.91	38.98CR	39,024.61	38,099.65
LAW LIBRARY FUND						
24 -101-0000	CASH-LAW LBRY	126,488.09CR	0.00	3,734.27CR	130,222.36CR	128,294.99CR
FUND 24	TOTAL	126,488.09CR	0.00	3,734.27CR	130,222.36CR	128,294.99CR

		BEGINNING	TOTAL	TOTAL	ENDING	AVERAGE
		BALANCE	DEBITS	CREDITS	BALANCE	DAILY
						BALANCE
JP COURT BLDG SECURITY FN						
25 -101-0000	CASH-CHSJP	9,070.88	13.00	0.00	9,083.88	9,080.56
	FUND 25 TOTAL	9,070.88	13.00	0.00	9,083.88	9,080.56
CJC FUND						
26 -101-0000	CASH-CJC	34,617.55	7,451.71	15.00CR	42,054.26	38,337.66
	FUND 26 TOTAL	34,617.55	7,451.71	15.00CR	42,054.26	38,337.66
RECORDS MGMT & PRES FUND						
27 -101-0000	CASH-RM&P	640,942.09	132.49	0.00	641,074.58	641,027.57
	FUND 27 TOTAL	640,942.09	132.49	0.00	641,074.58	641,027.57
COURTHOUSE SECURITY FUND						
28 -101-0000	CASH-CHS	31,739.59	303.54	4,473.66CR	27,569.47	29,722.22
	FUND 28 TOTAL	31,739.59	303.54	4,473.66CR	27,569.47	29,722.22
CAPITAL PROJECTS						
29 -101-0000	CASH-PERM IMPV	136,295.19	0.00	3,596.73CR	132,698.46	134,896.54
	FUND 29 TOTAL	136,295.19	0.00	3,596.73CR	132,698.46	134,896.54
LEOSE						
30 -101-0000	CASH-LEOSE	8,400.17	0.00	0.00	8,400.17	8,400.17
	FUND 30 TOTAL	8,400.17	0.00	0.00	8,400.17	8,400.17
LIBRARY PAC-HUG GRANT						
33 -101-0000	CASH-HUG GRANT	200.48	0.00	0.00	200.48	200.48
	FUND 33 TOTAL	200.48	0.00	0.00	200.48	200.48
TBF BOOK GRANT						
34 -101-0000	CASH-TBF GRANT	0.00	0.00	0.00	0.00	0.00
	FUND 34 TOTAL	0.00	0.00	0.00	0.00	0.00

		BEGINNING	TOTAL	TOTAL	ENDING	AVERAGE
		BALANCE	DEBITS	CREDITS	BALANCE	DAILY
						BALANCE
LONE STAR GRANT						
35 -101-0000	CASH-LOANSTAR GR	1,453.51	0.00	0.00	1,453.51	1,453.51
	FUND 35 TOTAL	<u>1,453.51</u>	<u>0.00</u>	<u>0.00</u>	<u>1,453.51</u>	<u>1,453.51</u>
TAIP PROGRAM FUND						
37 -101-0000	CASH-TAIP	73,108.90	1,320.40	30,871.44CR	43,557.86	58,626.39
	FUND 37 TOTAL	<u>73,108.90</u>	<u>1,320.40</u>	<u>30,871.44CR</u>	<u>43,557.86</u>	<u>58,626.39</u>
CSCD FUND						
38 -101-0000	CASH-BASIC	33,275.63	14,278.36	22,038.38CR	25,515.61	31,517.79
38 -101-0001	TEXPOOL-APROB	10,632.24	26.49	0.00	10,658.73	10,633.09
38 -101-0012	TXCLASS-PROBATIO	0.00	0.00	0.00	0.00	0.00
	FUND 38 TOTAL	<u>43,907.87</u>	<u>14,304.85</u>	<u>22,038.38CR</u>	<u>36,174.34</u>	<u>42,150.88</u>
CSCD CCP FUND						
40 -101-0000	CASH-SOTP	10,733.06	10,399.00	7,169.22CR	13,962.84	10,966.37
	FUND 40 TOTAL	<u>10,733.06</u>	<u>10,399.00</u>	<u>7,169.22CR</u>	<u>13,962.84</u>	<u>10,966.37</u>
IV-E GRANT FUND						
41 -101-0000	CASH-IV E	0.00	0.00	0.00	0.00	0.00
	FUND 41 TOTAL	<u>0.00</u>	<u>0.00</u>	<u>0.00</u>	<u>0.00</u>	<u>0.00</u>
JUSTICE COURT FUND						
42 -101-0000	CASH-JCTF	5,293.06	892.33	55.98CR	6,129.41	5,748.11
	FUND 42 TOTAL	<u>5,293.06</u>	<u>892.33</u>	<u>55.98CR</u>	<u>6,129.41</u>	<u>5,748.11</u>
CO & DIST COURT FUND						
43 -101-0000	CASH CDCTF	11,058.25	21.06	0.00	11,079.31	11,071.84
	FUND 43 TOTAL	<u>11,058.25</u>	<u>21.06</u>	<u>0.00</u>	<u>11,079.31</u>	<u>11,071.84</u>
PROBATE SUPP. GUARDIANSHI						
44 -101-0000	GUARDIANSHIP CAS	2,338.00	0.00	0.00	2,338.00	2,338.00
	FUND 44 TOTAL	<u>2,338.00</u>	<u>0.00</u>	<u>0.00</u>	<u>2,338.00</u>	<u>2,338.00</u>

		BEGINNING	TOTAL	TOTAL	ENDING	AVERAGE
		BALANCE	DEBITS	CREDITS	BALANCE	DAILY
						BALANCE
HELP AMERICA VOTE ACT FN						
45 -101-0000	CASH-HAVA	122,408.68	0.00	0.00	122,408.68	122,408.68
	FUND 45 TOTAL	122,408.68	0.00	0.00	122,408.68	122,408.68
CULTURE/REC GRANT FUND						
48 -101-0000	CASH-TPW GRANT	0.00	0.00	0.00	0.00	0.00
	FUND 48 TOTAL	0.00	0.00	0.00	0.00	0.00
AMERICAN RECOVERY PLAN FU						
49 -101-0000	CASH- ARP FUND	5,000.00CR	0.00	0.00	5,000.00CR	5,000.00CR
49 -101-0012	TEXAS CLASS- ARP	3,266,267.11	8,968.26	0.00	3,275,235.37	3,266,556.41
	FUND 49 TOTAL	3,261,267.11	8,968.26	0.00	3,270,235.37	3,261,556.41
BIO TERRORISM GRANT FUND						
50 -101-0000	CASH-PHER/PHEP	0.00	0.00	0.00	0.00	0.00
	FUND 50 TOTAL	0.00	0.00	0.00	0.00	0.00
LE CONSTRUCTION I&S FUND						
61 -101-0000	CASH-LE CMLX I&	86,103.23	0.00	0.00	86,103.23	86,103.23
61 -101-0001	LE COMPLEX I&S	451.89	1.23	0.00	453.12	451.93
61 -101-0005	WTSB CD # 22421	0.00	0.00	0.00	0.00	0.00
61 -101-0012	TXCLASS-LE COMPL	341,935.04	938.85	0.00	342,873.89	341,965.33
	FUND 61 TOTAL	428,490.16	940.08	0.00	429,430.24	428,520.49
2006 TAX NOTES I&S FUND						
68 -101-0001	TEXPOOL-2006 TAX	0.00	0.00	0.00	0.00	0.00
	FUND 68 TOTAL	0.00	0.00	0.00	0.00	0.00
TXDOT SB1747						
70 -101-0000	TXDOT SB1747-WTS	44.36	0.00	0.00	44.36	44.36
70 -101-0003	TXDOT CERTZ #1	0.00	0.00	0.00	0.00	0.00
	FUND 70 TOTAL	44.36	0.00	0.00	44.36	44.36

		BEGINNING	TOTAL	TOTAL	ENDING	AVERAGE
		BALANCE	DEBITS	CREDITS	BALANCE	DAILY
						BALANCE
LE CONSTRUCTION						
71 -101-0001	LE BLDG CONST TE	0.00	0.00	0.00	0.00	0.00
71 -101-0002	LE CONST CASH	0.00	0.00	0.00	0.00	0.00
71 -101-0003	LE CONST-WTSB	0.00	0.00	0.00	0.00	0.00
	FUND 71 TOTAL	0.00	0.00	0.00	0.00	0.00
Minor Escrow Fund						
79 -101-0002	CASH	0.00	0.00	0.00	0.00	0.00
	FUND 79 TOTAL	0.00	0.00	0.00	0.00	0.00
COUNTRY CLUB/GOLF COURSE						
80 -101-0000	CASH-GOLF	217,874.08	29,948.05	26,594.40CR	221,227.73	228,623.26
	FUND 80 TOTAL	217,874.08	29,948.05	26,594.40CR	221,227.73	228,623.26
HERMLEIGH WTR WKS FUND						
81 -101-0000	CASH-HWW	5,772.63	0.00	7,008.49CR	1,235.86CR	2,381.43
81 -101-0001	TEXPOOL-HWW	113,639.92	283.12	0.00	113,923.04	113,649.05
	FUND 81 TOTAL	119,412.55	283.12	7,008.49CR	112,687.18	116,030.48
EMPLOYEE FUND						
82 -101-0003	EMPLOYEE FUND CA	1,201.69	95.00	0.00	1,296.69	1,238.87
	FUND 82 TOTAL	1,201.69	95.00	0.00	1,296.69	1,238.87
AIRPORT FUND						
83 -101-0000	AIRPORT CASH	868,711.40	3,265.99	33,384.13CR	838,593.26	857,862.63
83 -101-0012	TXCLASS AIRPORT	388,410.95	1,066.48	0.00	389,477.43	388,445.35
	FUND 83 TOTAL	1,257,122.35	4,332.47	33,384.13CR	1,228,070.69	1,246,307.98
SCURRY CO. EMS						
85 -101-0000	CASH-EMS	1,428,314.46	169,371.15	181,398.48CR	1,416,287.13	1,466,123.53
85 -101-0012	TXCLASS EMS	524,823.58	1,364.52	31,868.03CR	494,320.07	497,111.57
	FUND 85 TOTAL	1,953,138.04	170,735.67	213,266.51CR	1,910,607.20	1,963,235.10

	BEGINNING BALANCE	TOTAL DEBITS	TOTAL CREDITS	ENDING BALANCE	AVERAGE DAILY BALANCE
HOUSING AUTHORITY					
95 -101-0000 CASH-HOUSING AUT	0.00	0.00	0.00	0.00	0.00
FUND 95 TOTAL	0.00	0.00	0.00	0.00	0.00
REPORT TOTALS	12,517,590.74	2,181,962.54	2,767,104.91CR	11,932,448.37	12,412,254.00

SELECTION CRITERIA

PRINT CURRENT

FUND: Exclude: 99
ACCOUNT TYPE: ALL CASH
TRANSACTION DATES: 10/01/2022 THRU 10/31/2022
PERIOD 13: EXCLUDE

PRINT OPTIONS

REPORT TYPE: SUMMARY
RECAP ONLY: NO
DESCRIPTIONS: NO

*** END OF REPORT ***

Bond Indebtedness

Scurry County Indebtedness
Fund 61 : Law Enforcement Center
General Obligation Refunding Bond, Series 2013

Date	Principal	Interest	Totla P&I	Balance	
	\$ 110,000.00				
2/15/2020	\$ 55,000.00	\$ 153,650.00	\$ 208,650.00	\$ 55,000.00	Paid
8/15/2020		\$ 550.00	\$ 550.00		Paid
2/15/2021	\$ 55,000.00	\$ 550.00	\$ 55,550.00	\$ -	Paid

Scurry County Indebtedness
Fund 61 : Law Enforcement Center
General Obligation Refunding Bond, Series 2017

Date	Principal	Interest	Totla P&I	Balance	
	\$ 2,530,000.00				
2/15/2020	\$ 565,000.00	\$ 37,950.00	\$ 602,950.00	\$ 1,965,000.00	Paid
8/15/2020		\$ 29,475.00	\$ 29,475.00		Paid
2/15/2021	\$ 580,000.00	\$ 29,475.00	\$ 609,475.00	\$ 1,385,000.00	Paid
8/15/2021		\$ 20,775.00	\$ 20,775.00		Paid
2/15/2022	\$ 600,000.00	\$ 20,775.00	\$ 620,775.00	\$ 785,000.00	Paid
8/15/2022		\$ 11,775.00	\$ 11,775.00		Paid
2/15/2023	\$ 615,000.00	\$ 11,775.00	\$ 626,775.00	\$ 170,000.00	
8/15/2023		\$ 2,550.00	\$ 2,550.00		
2/15/2024	\$ 170,000.00	\$ 2,550.00	\$ 172,550.00	\$ -	

Scurry County Indebtedness
Fund 61 : Law Enforcement Center
General Obligation Refunding Bond, Series 2020

Date	Principal	Interest	Totla P&I	Balance	
	\$ 9,370,000.00			\$ 9,370,000.00	
8/15/2020		\$ 41,868.75			Paid
2/15/2021	\$ 35,000.00	\$ 97,875.00	\$ 132,875.00	\$ 9,335,000.00	Paid
8/15/2021		\$ 97,525.00	\$ 97,525.00		Paid
2/15/2022	\$ 90,000.00	\$ 97,525.00	\$ 187,525.00	\$ 9,245,000.00	Paid
8/15/2022		\$ 96,625.00	\$ 96,625.00		Paid
2/15/2023	\$ 95,000.00	\$ 96,625.00	\$ 191,625.00	\$ 9,150,000.00	
8/15/2023		\$ 95,675.00	\$ 95,675.00		
2/15/2024	\$ 560,000.00	\$ 95,675.00	\$ 655,675.00	\$ 8,590,000.00	
8/15/2024		\$ 90,075.00	\$ 90,075.00		
2/15/2025	\$ 780,000.00	\$ 90,075.00	\$ 870,075.00	\$ 7,810,000.00	
8/15/2025		\$ 82,275.00	\$ 82,275.00		
2/15/2026	\$ 795,000.00	\$ 82,275.00	\$ 877,275.00	\$ 7,015,000.00	
8/15/2026		\$ 74,325.00	\$ 74,325.00		
2/15/2027	\$ 810,000.00	\$ 74,325.00	\$ 884,325.00	\$ 6,205,000.00	
8/15/2027		\$ 66,225.00	\$ 66,225.00		
2/15/2028	\$ 835,000.00	\$ 66,225.00	\$ 901,225.00	\$ 5,370,000.00	
8/15/2028		\$ 53,700.00	\$ 53,700.00		
2/15/2029	\$ 850,000.00	\$ 53,700.00	\$ 903,700.00	\$ 4,520,000.00	
8/15/2029		\$ 45,200.00	\$ 45,200.00		
2/15/2030	\$ 870,000.00	\$ 45,200.00	\$ 915,200.00	\$ 3,650,000.00	
8/15/2030		\$ 36,500.00	\$ 36,500.00		
2/15/2031	\$ 885,000.00	\$ 36,500.00	\$ 921,500.00	\$ 2,765,000.00	
8/15/2031		\$ 27,650.00	\$ 27,650.00		
2/15/2032	\$ 905,000.00	\$ 27,650.00	\$ 932,650.00	\$ 1,860,000.00	
8/15/2032		\$ 18,600.00	\$ 18,600.00		
2/15/2033	\$ 920,000.00	\$ 18,600.00	\$ 938,600.00	\$ 940,000.00	
8/15/2033		\$ 9,400.00	\$ 9,400.00		
2/15/2034	\$ 940,000.00	\$ 9,400.00	\$ 949,400.00	\$ -	

PUBLIC FUNDS

Date Ran: 11/1/2022 11:22:51 AM Posting Date: 10/31/2022 Reporter # : 10 Bank # : 22664 Page 1 of 7

Account #	Name	LEDGER BALANCE	ACCRUED INTEREST	MMDA RATE
	Rating: 10			
360046701	SCURRY COUNTY TAX COLLECTOR	140,087.18	0.00	.03370
360047501	SCURRY COUNTY TAX COLLECTOR	5,491,465.51	0.00	.03370
360048301	SCURRY COUNTY TAX COLLECTOR	204,513.18	0.00	.03370
360049101	SCURRY COUNTY TAX COLLECTOR	3,502.05	0.00	.03370
360050501	SCURRY COUNTY TAX COLLECTOR	14,312.29	0.00	.03370
360051301	SCURRY COUNTY TREASURER	8,239.96	0.00	.03370
360054801	SCURRY COUNTY TREASURER	39,371.47	0.00	.03370
360055601	SCURRY COUNTY TREASURER	0.00	0.00	.03370
360056401	SCURRY COUNTY TREASURER	0.00	0.00	.03370
360057201	SCURRY COUNTY TREASURER	5,512.09	0.00	.03370
360058001	SCURRY COUNTY TREASURER	252,087.06	0.00	.03370
360060201	SCURRY COUNTY DISTRICT CLERK	84,334.20	0.00	.03370
360061001	SCURRY COUNTY DISTRICT CLERK	188,491.79	0.00	.00000
360062901	SCURRY COUNTY PROBATION	3,545.62	0.00	.03370
360064501	SCURRY COUNTY DISTRICT CLERK	639.50	0.00	.00000
360065301	SCURRY COUNTY PROBATION	6,498.10	0.00	.03370
360066101	SCURRY COUNTY PROBATION	19,953.61	0.00	.03370
360068801	SCURRY COUNTY SHERIFF DEPT	76,186.09	0.00	.03370
360069601	SCURRY COUNTY SHERIFF DEPT	3,962.44	0.00	.03370
360071801	SCURRY COUNTY	1,098.14	0.00	.00000
360072601	SCURRY COUNTY	8,366.67	0.00	.00000
360073401	SCURRY COUNTY	2,098.62	0.00	.03370
360074201	SCURRY COUNTY	40,837.09	0.00	.03370

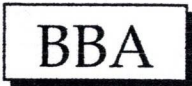
PUBLIC FUNDS

Date Ran: 11/1/2022 11:22:51 AM Posting Date: 10/31/2022 Reporter # : 10 Bank # : 22664 Page 2 of 7

Account #	Name	LEDGER BALANCE	ACCRUED INTEREST	MMDA RATE
360075001	SCURRY COUNTY CLERK	61,382.70	0.00	.03370
360076901	SCURRY COUNTY CLERK	56,829.20	0.00	.00000
360077701	SCURRY COUNTY CLERK	0.00	0.00	.00000
360078501	SCURRY COUNTY ATTORNEY	3,910.79	0.00	.03370
360079301	SCURRY COUNTY ATTORNEY	16.26	0.00	.00000
360080701	SCURRY COUNTY ATTORNEY	2,568.37	0.00	.00000
360081501	SCURRY COUNTY TREASURER	1,296.69	0.00	.00000
360083101	SCURRY COUNTY JUSTICE	0.00	0.00	.03370
360089001	SCURRY COUNTY TREASURER	1,052.50	0.00	.00000
360090401	SCURRY COUNTY	58,247.10	0.00	.00000
360091216	SCURRY COUNTY TREASURER	347,542.60	0.00	.03370
360096301	SCURRY COUNTY TREASURER	11,318.15	0.00	.03370
360097101	SCURRY COUNTY TREASURER	0.00	0.00	.03370
360099801	SCURRY COUNTY SHERIFF DEPT	10,499.88	0.00	.00000
360101301	SCURRY COUNTY	4,045.44	0.00	.00000
360143901	SCURRY COUNTY TREASURER	3,669.27	0.00	.00000
360177301	SCURRY COUNTY SHERIFF SALE	0.00	0.00	.00000
360709701	SCURRY COUNTY TREASURER	2,975,883.81	0.00	.03370
Totals for Rating: 10		10,133,365.42	0.00	.02137
Averages:		247,155.25	0.00	

41 Record(s)

Pledges By Pledgee And Maturity



Pledged To: SCURRY COUNTY

West Texas State Bank - Snyder, TX


As Of 10/31/2022

Page 4 of 10

Receipt# Safekeeping Location	CUSIP	ASC 320	Description Maturity Prerfund	Pool/Type Coupon	Moody S&P	Original Face Pledged Percent	Pledged			
							Original Face	Par	Book Value	Market Value
FHLB: FED HOME LOAN BANK	771180DV5	AFS	ROBY ISD TX 30 08/15/30	3.00	AAA	480,000.00 100.00%	480,000.00	480,000.00	546,239.94	449,971.20
FHLB: FED HOME LOAN BANK	41456PLS4	AFS	HARRIS MONTGOMERY TX 31 09/01/31	2.00	Aa3	450,000.00 100.00%	450,000.00	450,000.00	458,960.15	371,668.50
FHLB: FED HOME LOAN BANK	705116UZ2	AFS	PECAN GROVE MUD -REF TX 31 09/01/31	2.00	A1 AA	490,000.00 100.00%	490,000.00	490,000.00	496,320.64	395,846.50
FHLB: FED HOME LOAN BANK	811250EJ4	AFS	SCURRY CNTY TX 32 02/15/32	2.00	AA	500,000.00 100.00%	500,000.00	500,000.00	516,243.83	398,290.00
FHLB: FED HOME LOAN BANK	756872LA3	AFS	RED RIVER ED-REF TX 32 (MW-C 03/15/32	2.71	Aa3	450,000.00 100.00%	450,000.00	450,000.00	482,032.81	362,430.00
FHLB: FED HOME LOAN BANK	685869FW4	AFS	OREGON ST HLTH & SCI OR 32 07/01/32	3.00	Aa3 AA-	500,000.00 100.00%	500,000.00	500,000.00	535,140.48	409,020.00
FHLB: FED HOME LOAN BANK	128109QP3	AFS	CALALLEN ISD-REF TX 33 02/15/33	4.00		540,000.00 100.00%	540,000.00	540,000.00	574,663.53	543,979.80
FHLB: FED HOME LOAN BANK	800876GE8	AFS	SANGER-CTFS OBLIG TX 33 05/15/33	4.00	Aa3 AA	660,000.00 100.00%	660,000.00	660,000.00	719,353.97	669,180.60
FHLB: FED HOME LOAN BANK	975680FB0	AFS	WINSTON-SALEM NC 33 06/01/33	2.87	Aa1 AA+	500,000.00 100.00%	500,000.00	500,000.00	540,788.23	403,485.00
FHLB: FED HOME LOAN BANK	2837345K3	AFS	EL PASO TX-C TX 33 08/15/33	4.00	AA	500,000.00 100.00%	500,000.00	500,000.00	579,234.66	500,865.00
FHLB: FED HOME LOAN BANK	262741FF3	AFS	DUPAGE CNTY SCH DT IL 34 01/01/34	3.00	Aa1	1,010,000.00 100.00%	1,010,000.00	1,010,000.00	1,135,896.14	911,777.50
FHLB: FED HOME LOAN BANK	66285WXF8	AFS	N TX TOLLWAY AUTH REV TX 34 01/01/34	4.00	A1 AA	1,000,000.00 100.00%	1,000,000.00	1,000,000.00	1,107,487.50	1,010,480.00
FHLB: FED HOME LOAN BANK	364482CQ0	AFS	GALVESTON CCD-REV TX 34 04/15/34	4.00	AA-	500,000.00 100.00%	500,000.00	500,000.00	576,498.65	494,555.00

Although the information in this report has been obtained from sources believed to be reliable, its accuracy cannot be guaranteed.

Pledges By Pledgee And Maturity



Pledged To: SCURRY COUNTY

West Texas State Bank - Snyder, TX

As Of 10/31/2022

Page 5 of 10

Receipt# Safekeeping Location	CUSIP	ASC 320	Description Maturity	Prerefund	Pool/Type Coupon	Moody S&P	Original Face Pledged Percent	Pledged			
								Original Face	Par	Book Value	Market Value
FHLB: FED HOME LOAN BANK	283734S44	AFS	EL PASO-A-REF TX 34 08/15/34		4.00	AA	500,000.00 100.00%	500,000.00	500,000.00	591,186.29	502,350.00
FHLB: FED HOME LOAN BANK	543103EH4	AFS	LONGMONT CO 34 11/15/34		3.00	AA+	500,000.00 100.00%	500,000.00	500,000.00	543,744.99	446,610.00
FHLB: FED HOME LOAN BANK	3140X9XV2	AFS	FNMA 15YR 02/01/36		FM6091 1.50		1,500,000.00 100.00%	1,500,000.00	1,170,070.68	1,197,659.85	989,040.35
FHLB: FED HOME LOAN BANK	774268RY4	AFS	ROCKWALL CO TX 36 02/01/36		3.00	AA	475,000.00 100.00%	475,000.00	475,000.00	508,954.91	397,997.75
FHLB: FED HOME LOAN BANK	967171RA9	AFS	WICHITA FALLS ISD TX 36 02/01/36		3.00	AAA	525,000.00 100.00%	525,000.00	525,000.00	540,658.33	444,559.50
FHLB: FED HOME LOAN BANK	514444M21	AFS	LANCASTER TX TX 36 02/15/36		4.00	Aa3 AA-	485,000.00 100.00%	485,000.00	485,000.00	565,437.27	484,573.20
FHLB: FED HOME LOAN BANK	3140QHGF5	AFS	FNMA 15YR 03/01/36		CA9453 3.00		1,000,000.00 100.00%	1,000,000.00	780,572.21	843,070.05	716,440.68
FHLB: FED HOME LOAN BANK	824161SD6	AFS	SHERMAN-CTFS OBLIG TX 36 08/15/36		3.00	AA	480,000.00 100.00%	480,000.00	480,000.00	520,605.48	399,192.00
FHLB: FED HOME LOAN BANK	157792PS5	AFS	CHAMBERS CO IMPT DT#1 TX 36 09/01/36		2.13	A2	500,000.00 100.00%	500,000.00	500,000.00	492,580.15	357,885.00
FHLB: FED HOME LOAN BANK	549108SC3	AFS	LUBBOCK COOPER ISD TX 37 02/15/37		4.00	AAA	530,000.00 100.00%	530,000.00	530,000.00	535,678.27	515,769.50
FHLB: FED HOME LOAN BANK	208399G82	AFS	CONROE-A-CTFS OBLIG TX 37 03/01/37		4.00	Aa1 AA+	420,000.00 100.00%	420,000.00	420,000.00	424,497.90	406,005.60
FHLB: FED HOME LOAN BANK	448474PM2	AFS	HUTTO -CTFS OBLIG TX 37 08/01/37		4.00	AA-	650,000.00 100.00%	650,000.00	650,000.00	656,350.45	627,861.00
FHLB: FED HOME LOAN BANK	041806WA4	AFS	ARLINGTON HGR EDU FIN TX 37 08/15/37		3.00	AAA	500,000.00 100.00%	500,000.00	500,000.00	539,857.49	414,285.00

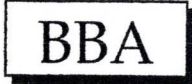
Although the information in this report has been obtained from sources believed to be reliable, its accuracy cannot be guaranteed.

10/28/2022 7:55 AM - RAH / WTSB

BBA - Baker Bond Accounting®

The Baker Group Software Solutions, Inc.

Pledges By Pledgee And Maturity



Pledged To: SCURRY COUNTY

West Texas State Bank - Snyder, TX

As Of 10/31/2022

Page 6 of 10

Receipt# Safekeeping Location	CUSIP	ASC 320	Description Maturity	Prerfund	Pool/Type Coupon	Moody S&P	Original Face Pledged Percent	Pledged			
								Original Face	Par	Book Value	Market Value
FHLB: FED HOME LOAN BANK	859128HQ6	AFS	STEPHENVILLE ISD-BLDG TX 38		3.60	AAA	500,000.00 100.00%	500,000.00	500,000.00	530,094.49	450,370.00
FHLB: FED HOME LOAN BANK	681317BH5	AFS	OLNEY TX 38		4.00	AA	435,000.00 100.00%	435,000.00	435,000.00	466,077.38	426,822.00
FHLB: FED HOME LOAN BANK	486188JR7	AFS	KAUFMAN CO-A TX 39		4.00	AA-	970,000.00 100.00%	970,000.00	970,000.00	1,163,417.95	915,301.70
FHLB: FED HOME LOAN BANK	859128HR4	AFS	STEPHENVILLE ISD-BLDG TX 39		3.65	AAA	500,000.00 100.00%	500,000.00	500,000.00	530,514.63	448,060.00
FHLB: FED HOME LOAN BANK	3140FXGC0	AFS	FNMA Reperforming Modified Step		4.50		1,575,000.00 100.00%	1,575,000.00	452,004.71	502,252.84	427,540.90
FHLB: FED HOME LOAN BANK	3132D9G73	AFS	FRLMC 20YR		2.50		500,000.00 100.00%	500,000.00	454,878.06	470,051.38	381,162.91
FHLB: FED HOME LOAN BANK	3140X9NB7	AFS	FNMA 20YR		3.00		1,075,000.00 100.00%	1,075,000.00	733,932.16	785,525.93	634,570.80
FHLB: FED HOME LOAN BANK	3140X9NC5	AFS	FNMA 20YR		3.00		1,550,000.00 100.00%	1,550,000.00	1,125,523.34	1,213,778.83	979,983.20
FHLB: FED HOME LOAN BANK	3140X9TE5	AFS	FNMA 20YR		2.50		1,000,000.00 100.00%	1,000,000.00	827,264.24	891,985.84	691,767.17
FHLB: FED HOME LOAN BANK	3132D9D76	AFS	FRLMC 20YR		2.50		2,000,000.00 100.00%	2,000,000.00	1,616,701.90	1,732,084.97	1,351,886.03
FHLB: FED HOME LOAN BANK	854540JP7	AFS	STANLEY LAKE MUD TX 41		3.00	AA	575,000.00 100.00%	575,000.00	575,000.00	610,710.76	434,682.75
FHLB: FED HOME LOAN BANK	44244CA72	AFS	HOUSTON UTL SYS-C-REF TX 41		4.00	Aa2	500,000.00 100.00%	500,000.00	500,000.00	580,497.52	457,515.00
FHLB: FED HOME LOAN BANK	521841XY7	AFS	LEANDER ISD-A TX 45		4.00	AAA	500,000.00 100.00%	500,000.00	500,000.00	602,561.05	460,785.00

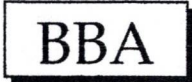
Although the information in this report has been obtained from sources believed to be reliable, its accuracy cannot be guaranteed.

10/28/2022 7:55 AM - RAH / WTSB

BBA - Baker Bond Accounting ®

The Baker Group Software Solutions, Inc.

Pledges By Pledgee And Maturity



Pledged To: SCURRY COUNTY

West Texas State Bank - Snyder, TX

As Of 10/31/2022

Receipt# Safekeeping Location	CUSIP	ASC 320	Description Maturity	Prerefund	Pool/Type Coupon	Moody S&P	Original Face Pledged Percent	Pledged			
								Original Face	Par	Book Value	Market Value
FHLB: FED HOME LOAN BANK	073201AW5	AFS	BAYTOWN MUNI DEV DT-C TX 46 10/01/45		4.00	AA-	500,000.00 100.00%	500,000.00	500,000.00	574,350.28	449,925.00
FHLB: FED HOME LOAN BANK	486188KP9	AFS	KAUFMAN CO TX 46 02/15/46		4.00	AA-	1,150,000.00 100.00%	1,150,000.00	1,150,000.00	1,339,244.25	1,031,182.00
FHLB: FED HOME LOAN BANK	79642GMY5	AFS	SAN ANTONIO -A-REF TX 46 05/15/46		5.00	Aa2 AA+	425,000.00 100.00%	425,000.00	425,000.00	531,575.32	448,039.25
42 Securities Pledged To: SC - SCURRY COUNTY								29,400,000.00	26,360,947.30	28,753,865.38	23,613,712.39

Although the information in this report has been obtained from sources believed to be reliable, its accuracy cannot be guaranteed.